




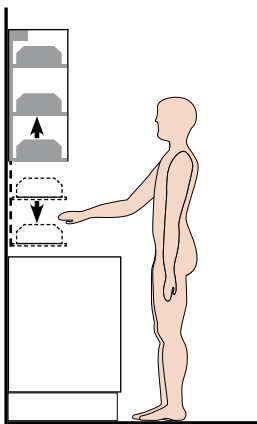


-  230 V ~ 50 Hz 105 VA
-  4.7 cm / sec.
-  47 cm
-  40 kg
- 



- ✓ Is mounted inside the wall cabinet
- ✓ Leave free area in front for lowering to worktop
- ✓ Do not install outside wall cabinet
- ✓ Quick and quiet height adjustment.

FUNCTION



**VERTI** is mounted in new or existing wall cabinets from which the shelf and base have been removed.

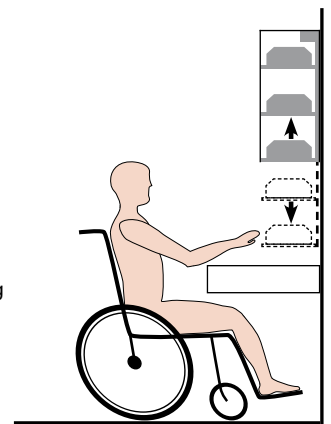
The shelves are lowered down to the work surface below.

**Control:**

The shelves are lowered down from the cabinet to the desired height simply by pushing a button. Choose between recessed control button or remote control.

**Safety:**

A safety trip panel is located beneath the bottom shelf and it stops the lift moving when it meets the slightest resistance. The top is fitted with trip protection to prevent items which are too tall being placed on the top shelf.



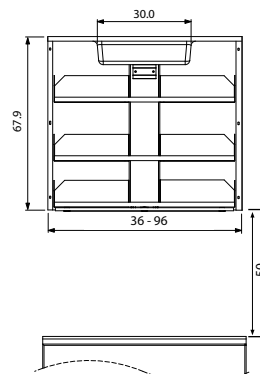
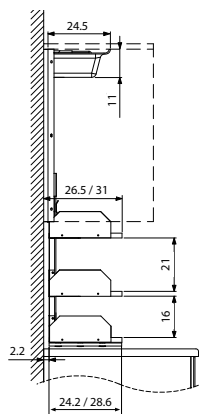
PLANNING

- When planning, note the following points:*
- Suitable for cabinets with lowest height 70 cm.
  - (With taller cabinets, a fixed shelf can be placed above the lift unit).*
  - Verti available in two depths: 26.5 cm or 31 cm
  - Suitable for cabinet widths 40 - 100 cm
  - Check the condition of the wall (material, positioning of bolts).
  - Plaster walls must be strengthened.*
  - Will the cabinet have worktop lighting? (under the cabinet)
  - Which control unit is required?
  - An area of 9 cm x 9 cm is required for a recessed control button*

INSTALLATION

- The base, shelves and back of the cabinet are removed.
- The lift is screwed to the wall.
- The transformer is plugged into the wall socket.
- The control button is mounted in a convenient position.
- Light ramp can be mounted on safety trip panel.


TECHNICAL SPECIFICATIONS



Attachment points (above the floor):  
144 cm, 205 cm  
*(Cabinet is installed 140 cm above the floor).*

(cm)

White back panel, white shelf base, white safety trip panel, ALU shelf sides and motor casing

		Cabin- net width		Shelf width	Depth	Art. no.	Price group	
	<b>VERTI 830 white Incl. ALU control button</b>							
	Lift width 36 cm	40		31	26.5	830-04001	A	
	Lift width 46 cm	50		41.5	26.5	830-05001	A	
	Lift width 56 cm	60		51.5	26.5	830-06001	A	
	Lift width 66 cm	70		61.5	26.5	830-07001	A	
	Lift width 76 cm	80		71.5	26.5	830-08001	A	
	Lift width 86 cm	90		81.5	26.5	830-09001	A	
	Lift width 96 cm	100		91.5	26.5	830-10001	A	
	<b>VERTI 830 white Incl. remote control</b>							
	Lift width 36 cm	40		31	26.5	830-04002	A	
	Lift width 46 cm	50		41.5	26.5	830-05002	A	
	Lift width 56 cm	60		51.5	26.5	830-06002	A	
	Lift width 66 cm	70		61.5	26.5	830-07002	A	
	Lift width 76 cm	80		71.5	26.5	830-08002	A	
	Lift width 86 cm	90		81.5	26.5	830-09002	A	
	Lift width 96 cm	100		91.5	26.5	830-10002	A	
	<b>VERTI 830 white Incl. cable hand control</b>							
	Lift width 36 cm	40		31	26.5	830-04003	A	
	Lift width 46 cm	50		41.5	26.5	830-05003	A	
	Lift width 56 cm	60		51.5	26.5	830-06003	A	
	Lift width 66 cm	70		61.5	26.5	830-07003	A	
	Lift width 76 cm	80		71.5	26.5	830-08003	A	
	Lift width 86 cm	90		81.5	26.5	830-09003	A	
	Lift width 96 cm	100		91.5	26.5	830-10003	A	



Reset ALU control button




Remote control



Cable hand control

White back panel, white shelf base, white safety trip panel, ALU shelf sides and motor casing

		Cabi- net width		Shelf width	Depth	Art. no.	Price group	
	<b>VERTI 831 white Incl. ALU control button</b>							
	Lift width 36 cm	40		31	31	831-04001	A	
	Lift width 46 cm	50		41.5	31	831-05001	A	
	Lift width 56 cm	60		51.5	31	831-06001	A	
	Lift width 66 cm	70		61.5	31	831-07001	A	
	Lift width 76 cm	80		71.5	31	831-08001	A	
	Lift width 86 cm	90		81.5	31	831-09001	A	
	Lift width 96 cm	100		91.5	31	831-10001	A	
	<b>VERTI 831 white Incl. remote control</b>							
	Lift width 36 cm	40		31	31	831-04002	A	
	Lift width 46 cm	50		41.5	31	831-05002	A	
	Lift width 56 cm	60		51.5	31	831-06002	A	
	Lift width 66 cm	70		61.5	31	831-07002	A	
	Lift width 76 cm	80		71.5	31	831-08002	A	
	Lift width 86 cm	90		81.5	31	831-09002	A	
	Lift width 96 cm	100		91.5	31	831-10002	A	
	<b>VERTI 831 white Incl. cable hand control</b>							
	Lift width 36 cm	40		31	31	831-04003	A	
	Lift width 46 cm	50		41.5	31	831-05003	A	
	Lift width 56 cm	60		51.5	31	831-06003	A	
	Lift width 66 cm	70		61.5	31	831-07003	A	
	Lift width 76 cm	80		71.5	31	831-08003	A	
	Lift width 86 cm	90		81.5	31	831-09003	A	
	Lift width 96 cm	100		91.5	31	831-10003	A	



Reset ALU control button



Remote control



Cable hand control

						Art. no.	Price group	
	<b>Extension case for ALU control button</b> Used for surface mounting of the ALU control button. Dimensions: 8.5 x 8.5 x 4.7 cm					61350	A	
	<b>Control unit for 110 V</b> VERTI					61380	A	
	DIAGO 504					61381	A	
	<b>Fluorescent light for worktop lift</b> Mounted under the safety trip panel. The light is a fluorescent tube. Dimensions: 24.5 x 3.5 x 6.5 cm Transformer included. 24 V, 9 W VERTI					61935	A	
	DIAGO 504					61936	A	
	<b>Screening for DIAGO 504</b> Is fitted between the lift and the cabinet to conceal the lift when lowered.							
	Width 60 cm (suitable for cabinet width 60 - 110 cm)					50460-060	A	
	Width 120 cm (suitable for cabinet width 120 - 180 cm)					54060-120	A	